

SOFTIMAGE®|XSI™ Quick Reference Card: Common Shortcut Keys



- left mouse button
- middle mouse button
- right mouse button

General

Keys	Description
Ctrl+n	New Scene
Ctrl+o	Open scene
Ctrl+s	Save scene
Ctrl+Enter	Info Scene
Shift+Enter	Info Selection
Ctrl+q	Exit (quit) application
Esc	Terminate mode / deactivate tool
Alt+menu access key	Opens the corresponding menu item from the main-menu bar
1	Switch to Model toolbar
2	Switch to Animate toolbar
3	Switch to Render toolbar
' (left single quote)	Close floating window under mouse pointer





Viewing Tools

Keys	Description
s	Activate multi-purpose Navigation Tool +drag = tracking, +drag = dolly, +drag = orbit
p	Activate Dolly Tool Slow, Medium, Fast
o	Activate Orbit Tool Free, Horizontal, Vertical
l (L)	Activate Roll Tool Slow, Medium, Fast
z	Activate Pan & Zoom Tool +drag to Pan, (no drag) for continuous Zoom In, (no drag) for continuous Zoom Out
Shift+z	Activate Rectangular Zoom Tool +drag = Rect Zoom In, +drag = Rect Zoom Out
f	Frame Selection
Shift+f	Frame Selection in all views
a	Frame All
Shift+a	Frame All in all views
r	Reset Camera
F12	Maximize/Restore active viewport
h	Hide/Unhide Selection (view and render visibility)
Shift+h	Unhide All
j	Hide/Unhide texture controls for selection
Shift+j	Show all texture controls for selection
Ctrl+j	Hide all texture controls for selection
q	Activate Render Region mode +drag = draw region, +click = show/hide region, +click = refresh region
Shift+q	Show/hide Render Region
F5	Refresh Render Region, Explorer, and Browser (when active)
g	Show/hide Grid in active view

Selection Tools

Keys	Description
space bar	Activate object selection (supra key) if in another mode Node, Branch, Tree
Shift+space bar	Add object to selection
Ctrl+space bar	Toggle object selection
F7	Set selection filter to Object
Ctrl+a	Select All Objects
Ctrl+f	Select All Using Filter
Ctrl+Shift+a	Deselect All
Ctrl+Shift+f	Deselect All Using Filter
i	Rectangle Tool (uses current filter)
u	Lasso Tool (uses current filter)
e	Freeform Tool (uses current filter)
t	Activate point selection/tag (supra key)
Shift+t	Add point to selection
Ctrl+t	Toggle point selection
F8	Set selection filter to Point
y	Activate polygon selection (supra key)
Shift+y	Add polygon to selection
Ctrl+y	Toggle polygon selection
F9	Set selection filter to Polygon
F10	Set selection filter to Edge
F11	Activate selection mode using current filter
= (equals)	Activate group/cluster selection (arrow +) using the current filter
Alt+up-arrow	Select parent
Ctrl+Alt+up-arrow	Select parent in branch
Shift+Alt+up-arrow	Add parent to selection
Alt+down-arrow	Select first child
Ctrl+Alt+down-arrow	Select first child in branch
Shift+Alt+down-arrow	Add first child to selection
Alt+right-arrow	Select next sibling
Ctrl+Alt+right-arrow	Select next sibling in branch
Shift+Alt+right-arrow	Add next sibling to selection
Ctrl+Shift+Alt+right-arrow	Add next sibling branch to selection
Alt+left-arrow	Select previous sibling
Ctrl+Alt+left-arrow	Select previous sibling in branch
Shift+Alt+left-arrow	Add previous sibling to selection
Ctrl+Shift+Alt+left-arrow	Add previous sibling branch to selection













Editing Tools

Keys	Description
Delete	Delete Selected
Shift+Delete	Delete All (no Undo)
Backspace	Activate delete tool to pick and delete objects  node,  branch,  tree
Ctrl+z	Undo
Ctrl+y	Redo
Ctrl+x	Cut
Ctrl+c	Copy
Ctrl+v	Paste
Ctrl+l (L)	Create Cluster
Ctrl+Shift+l (L)	Remove Cluster
Ctrl+g	Create Group
Ctrl+Shift+g	Remove Group
d	Activate Duplicate Tool
Ctrl+d	Duplicate Single
Ctrl+Shift+d	Duplicate Multiple
Ctrl+i	Instantiate Single
Ctrl+Shift+i	Instantiate Multiple
m	Activate Move Point Tool
w	Activate Paint Tool to edit weight maps
Ctrl+w	Open Brush Properties editor
/ (slash)	Activate Parent tool
Ctrl+/(slash)	Cut hierarchical link
b	Activate 3D manipulators on selection
Tab	Show next manipulator
Shift+Tab	Show previous manipulator
Enter	Open property editor for general properties of selection
Alt+Enter	Open property editor for all properties of selection
Ctrl+k	Open Local Transform editor for selection
Ctrl+e	Open Envelope Weights editor for selection
Shift+s	Open Visibility Settings editor for active view
Shift+Ctrl+s	Open Visibility Options editor for all views
Page Up	Go to previous properties in the history of displayed properties in property editor (Inspected Nodes Prev)
Page Down	Go to next properties in the history of displayed properties in property editor (Inspected Nodes Next)
Alt+ 	Open properties pop-up menu for object under mouse pointer
0 (zero)	Animation Editor
Alt+0 (zero)	Animation Mixer
4	Toolbars panel
Alt+4	Palettes panel
5	Browser
6	Layer Control
Alt+6	Flipbook
7	Render Tree
Alt+7	Image Clip Editor
8	Explorer
Alt+8	Script Editor
9	Schematic
Alt+9	Expression Editor

Animation Tools

Keys	Description
k	Set Key on marked parameters
Shift+k	Remove Key
Pad 1	Set Key on PosX
Pad 2	Set Key on PosY
Pad 3	Set Key on PosZ
Pad 4	Set Key on RotX
Pad 5	Set Key on RotY
Pad 6	Set Key on RotZ
Pad 7	Set Key on SclX
Pad 8	Set Key on SclY
Pad 9	Set Key on SclZ
Shift+Ctrl+k	Remove Animation from all marked parameters
Shift+, (comma)	Go to First Key
Shift+. (period)	Go to Last Key
, (comma)	Go to Previous Key
. (period)	Go to Next Key
Ctrl+Shift+m	Unmark All Parameters

Transform Tools

keys	Description
x	Activate Scaling Tool  X,  Y,  Z
x+Shift	Uniform scaling in XYZ  Slow,  Medium,  Fast
c	Activate Rotation Tool  X,  Y,  Z
v	Activate Translate Tool  X,  Y,  Z
Shift+r	Reset Active Transform on selection
Shift+Ctrl+r	Reset All Transforms on selection

Playback and Timeline Tools

keys	Description
Home	Go to First Frame
End	Go to Last Frame
left-arrow	Go to Previous Frame
right-arrow	Go to Next Frame
up-arrow	Play forward
Ctrl+up-arrow	Play in real time
Shift+up-arrow	Play backward
down-arrow	Stop Playback

To create new shortcut keys or to remap the default shortcut keys, choose **File > Keyboard Mapping** from the main-menu bar and assign keys to any of the available commands.

© 2000 Avid Technology, Inc. All rights reserved.

SOFTIMAGE and Avid are registered trademarks and XSI is a trademark of Avid Technology, Inc. All other trademarks contained herein are the property of their respective owners.

Printed in Canada.

Part No. 0130-04620-01